

## 1. Snapshot figures for the day<sup>1</sup>

**2842**

Total Active Cases<sup>2</sup>

**44097**

Total Cases

**1325**

Total Deaths

**39930**

Total Recovered

**367**

New Cases  
Today

**02**

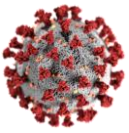
New Deaths  
Today

**112**

New Recoveries  
Today

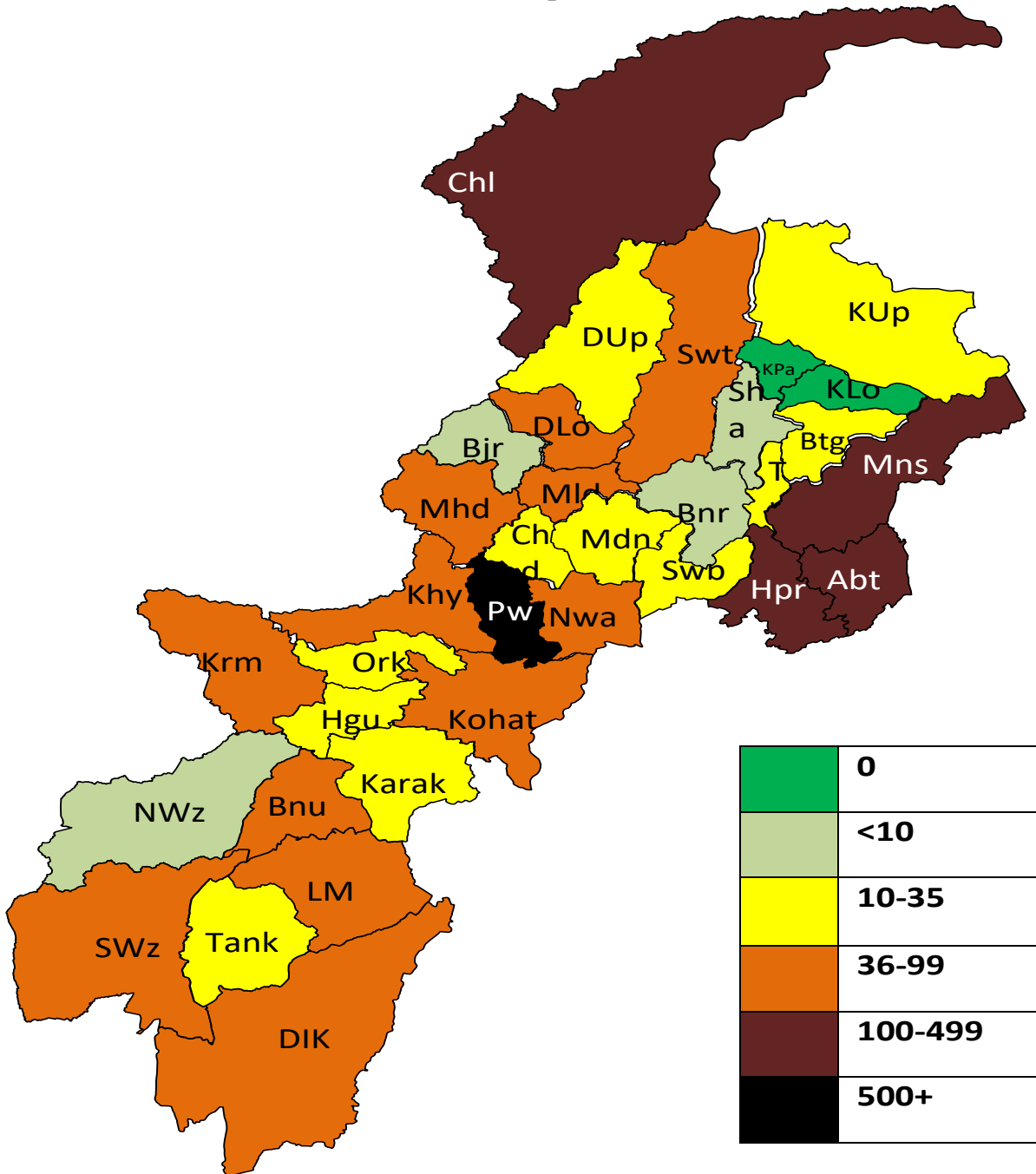
1. Figures up to 12 Midnight on the 20<sup>th</sup> November, 2020
2. Active cases = total cases till now – deaths – recoveries



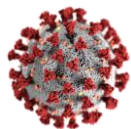


# Khyber Pakhtunkhwa Corona Virus Disease COVID-19 Daily Update 21 November 2020

## 2. Provincial Heatmap



Map colored by active cases



District
<b>Total</b>

Cases	
Total	24 hrs
<b>44097</b>	<b>367</b>

Deaths	
Total	24 hrs
<b>1325</b>	<b>2</b>

Recoveries
<b>39930</b>

Active Cases
<b>2842</b>

**Khyber Pakhtunkhwa  
Corona Virus  
Disease COVID-19  
Daily Update  
21 November 2020**

**Peshawar Division**

PESHAWAR
CHARSADDA
NOWSHERA
KHYBER
MOHMAND
<b>Total</b>

16538	226
968	1
1181	16
864	3
200	2
<b>19751</b>	<b>248</b>

623	0
15	0
48	0
11	0
2	0
<b>699</b>	<b>0</b>

14877
927
1052
781
156
<b>17793</b>

1038
26
81
72
42
<b>1259</b>

**3. District data**

**Mardan Division**

MARDAN
SWABI
<b>Total</b>

1348	0
651	1
<b>1999</b>	<b>1</b>

61	0
31	0
<b>92</b>	<b>0</b>

1256
610
<b>1866</b>

31
10
<b>41</b>

**Malakand Division**

SWAT
BUNER
DIR LOWER
DIR UPPER
SHANGLA
MALAKAND
CHITRAL LOWER
CHITRAL UPPER
BAJAUR
<b>Total</b>

3256	6
505	0
1780	0
1009	2
456	0
1718	6
746	2
471	1
652	0
<b>10593</b>	<b>17</b>

104	0
11	0
43	0
12	0
4	0
40	0
7	0
6	0
33	0
<b>260</b>	<b>0</b>

3113
491
1690
972
445
1640
676
384
617
<b>10028</b>

39
3
47
25
7
38
63
81
2
<b>305</b>

**Hazara Division**

MANSEHRA
ABBOTTABAD
HARIPUR
TOR GHAR
KOHISTAN UPPER
KOHISTAN LOWER
KOLAI PALLAS
BATTAGRAM
<b>Total</b>

1484	15
2244	44
1068	30
54	1
80	0
93	0
23	0
454	0
<b>5500</b>	<b>90</b>

21	0
97	1
19	1
0	0
0	0
0	0
0	0
16	0
<b>153</b>	<b>2</b>

1202
1804
927
34
68
93
23
422
<b>4573</b>

261
343
122
20
12
0
0
16
<b>774</b>

**Kohat Division**

KOHAT
HANGU
KARAK
KURRAM
ORAKZAI
<b>Total</b>

1022	2
272	2
566	0
756	0
199	5
<b>2815</b>	<b>9</b>

36	0
8	0
28	0
13	0
2	0
<b>87</b>	<b>0</b>

895
238
507
682
172
<b>2494</b>

91
26
31
61
25
<b>234</b>

**Bannu Division**

BANNU
LAKKI MARWAT
NORTH WAZIRISTAN
<b>Total</b>

306	1
141	0
22	0
<b>469</b>	<b>1</b>

8	0
1	0
1	0
<b>10</b>	<b>0</b>

255
89
16
<b>360</b>

43
51
5
<b>99</b>

**Dera Ismail Khan Division**

DERA ISMAIL KHAN
TANK
SOUTH WAZIRISTAN
<b>Total</b>

566	1
109	0
143	0
<b>818</b>	<b>1</b>

20	0
0	0
3	0
<b>23</b>	<b>0</b>

477
91
97
<b>665</b>

69
18
43
<b>130</b>

**Quarantine/Travellers**

<b>Total</b>
--------------

<b>2152</b>	<b>0</b>
-------------	----------

<b>1</b>	<b>0</b>
----------	----------

<b>2151</b>
-------------

<b>0</b>
----------

